


Freedom Star Block #25

June 21, 2010

Dad's Favorite Star Block



Dad's Favorite Star Block
Freedom Star Colors

12" x 12" Finished

The Dad's Favorite Star Block is made up of three fabric colors, red, gold and blue. Two blues, one medium and one dark, for the star, One gold for the star background and center various medium to dark reds for the scrappy borders strips.

You will need to download the PDF file for the Dad's Favorite Star Block – Paper Piecing Pattern. Then print and stitch out four each of section A. To help with color placement for paper-piecing:

Section A – Star


A1 - dark blue

A2 & A3 - medium blue


A4 & A5 – gold

A6 - gold


Combine all four paper-piecing sections, to make center star:



Cut 20 - 2 1/2" x 2 1/2" squares from at least five different medium to dark reds.
Sew two strip sets of 6 red squares



And two strip sets of 4 red squares



Combine strip sets with center star unit to make completed Dad's Favorite Star Block.

