


## Freedom Star Block #19

May 10, 2010

### Mother's Fancy Star Block



Mother's Fancy Star Block -  
Freedom Star Colors



Mother's Fancy Star Block

12" x 12" Finished

The Mother's Fancy Star Block is made up of three fabrics.

I have shown this block in two color ways, for the Freedom Star colors, use a bright red for the center star, a dark navy blue for the checkerboard corners and side stripes and a soft yellow for the background.

For the traditional Mother's Fancy Star Block use three pinks, a dark pink for the center star, a medium pink for the checkerboard corners and side stripes, and a soft light pink for the background.

This block is easiest to assemble with traditional rotary cutting and piecing.


For the center star:

From red (darkest pink)	Cut one 3 1/2" x 3 1/2" square
	Cut eight 2" x 2" squares
From yellow (lightest pink)	Cut four 3 1/2" x 2" rectangles
	Cut four 2" x 2" squares

Combine the four yellow (lightest pink)  $3\frac{1}{2}$ " x 2" rectangles with the eight red (darkest pink) 2" x 2" squares in four finished flying geese units....if you do not know how to make these flying geese units, download the Easy Flying Geese directions.



Combine these four flying geese units with the red (darkest pink)  $3\frac{1}{2}$ " x  $3\frac{1}{2}$ " center square and the four yellow (lightest pink) 2" x 2" corner squares for the center star unit. This unit should measure  $6\frac{1}{2}$ " x  $6\frac{1}{2}$ " unfinished.



For the Corner Checkerboards:

From navy blue fabric (medium pink) Cut 5 strips 1 1/2" x 7"

From yellow (lightest pink) Cut 4 strips 1 1/2" x 7"

Make one unit using two yellow (lightest pink) strips and one navy (medium pink) strip.




Re-cut into four 1 1/2" x 3 1/2" sections (you will have a little leftover)

Make two units using two navy (medium pink) strips and one yellow (lightest pink) strip.



Re-cut each unit into four 1 1/2" x 3 1/2" sections for a total of eight. (you will have a little leftover)

Assemble these smaller units into four little 9 patch checkerboards for the corners.



For the side striped sections:

From yellow (lightest pink)

Cut eight 1 1/2" x 6 1/2" rectangles

From navy blue (Medium Pink)

Cut four 1 1/2" x 6 1/2" rectangles

Make four units:



Use the diagram below to help you combine all of the units into the Mother's Fancy Star Block.

