


Freedom Star Block #9

March 1, 2010

Fifty-Four-Forty or Fight



Finished Size of Block 12" x 12"

Step One:

Download Paper Pattern piece and make four copies.

Use gold for your star points and dark blue for your background


Step Two:

Four-patch units


Cut one strip each of red and dark blue 2 ½" x 30"

Sew strips together along one long edge with a scant ¼" seam. Press toward dark fabric.

Re-cut strips into 2 ½" x 4 ½" bits. You will need 10 of these units.



Sew two of these 2 ½" x 4 ½" bits together for each four patch unit.
Repeat until you have 5 four-patch units



Assemble block using paper pieced units and four patch units as you would for a 9-patch block. Use diagram below and be sure to get blocks oriented correctly.

