



Freedom Star Block #5

February 1, 2010


New Orleans Saints Star Block



New Orleans Saints Star



Mardi Gras Star



Freedom Star

Try one of these color ways or make up your own!


Finished Size 12" x 12"


Choose your fabric colors then, choose your favorite appliqué method.
Follow the diagrams provided for placement of your appliqué pieces.

Use templates provided to cut your appliqué pieces.

1. Create Fleur-de-lis pieces. You will need four each of pieces B, C, D and E.
2. Add star points, with four piece R.
3. Then add center circle, piece V.

The background fabric should be cut to 12 ½" x 12 ½" Fold into quarters and trace the diagram provided onto each quarter for appliqué placement





Copyright 2010. DreamCastle Quilts. All rights reserved.