


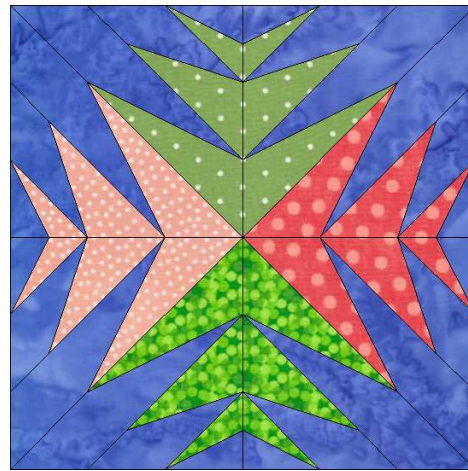
Freedom Star Block #29

July 26, 2010

Double Star Block



Double Star Block
Freedom Star Colors



Double Star Block
Tropical Colors

12" x 12" Finished

This simple block is made up either three or five fabrics and uses paper-piecing techniques. I like the second coloring that makes "fish" instead of stars. For the Freedom Star Colors, use a white for the background, one red and one blue for the star points. For the Tropical Colors, use a medium blue for the background and four different "fish" colors.


You will need to download the PDF file with the paper-piecing patterns for the Double Star Block. Copy and make four of the paper-pieced section A and four of the paper-pieced section B. Notice: The paper-pieced patterns are reversed.

To help with fabric placement:

A1, A3, A5, B1, B3 B5 are all background

A2, A4, A6, B2, B4, B6, are all Star or Fish fabric.

It may be easiest to sew the section together as follows:



Copyright 2010. DreamCastle Quilts. All rights reserved.