



Freedom Star Block #27

July 12, 2010

World Cup Soccer Star Block



Freedom Star Colors



Spanish Team Colors

World Cup Soccer Star Block

12" x 12" Finished

This simple block is made up of two or three fabrics using paper-piecing techniques. For the Freedom Star Colors, use a deep blue for the center square, dark red for the points and white-on-white for the background. For the Spanish Team colors, use a bright yellow for the center square and for the points. And use a bright red for the background.

You will need to download the PDF file with the paper-piecing patterns for The World Cup Soccer Star Block. Copy and make four of the paper-pieced section A.

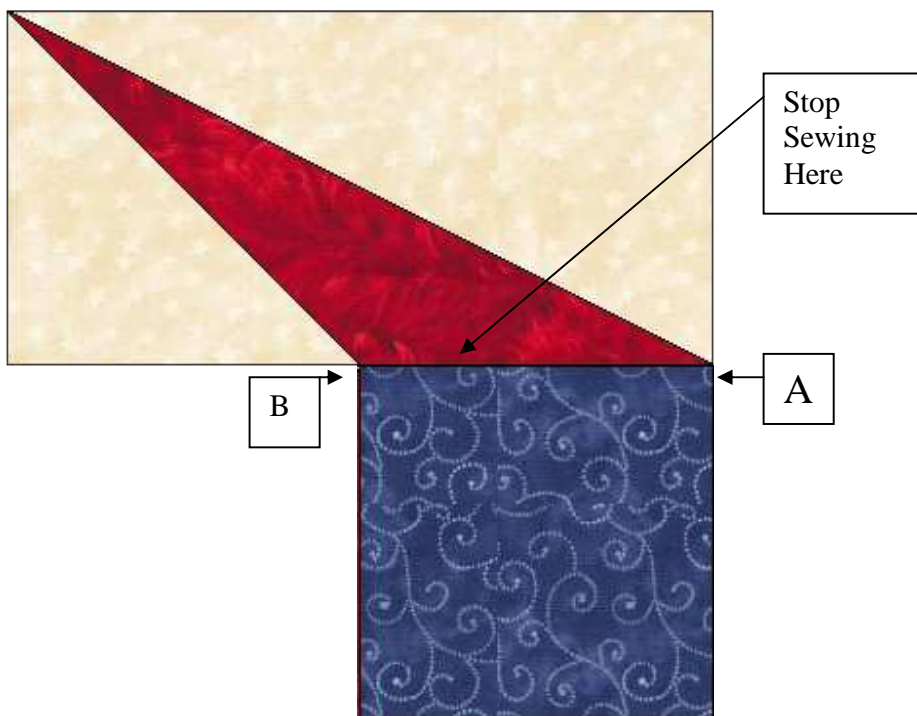
To help with fabric placement:

A1 & A3 – background fabric (white-on-white)

A2 – star point fabric (dark red)

You will also need to cut one 4 ½" square from center square fabric.

To join the block sections you will need to make a partial seam.
To do this line up the first paper-pieced section A, with the center square, placing the center square on top, as shown below. Start the seam at point A and sew until you get to about one inch from point B. Stop sewing, leaving the end of the seam open.



Sew the other three section A's to the block. After adding the fourth section, go back and finish the open seam.

